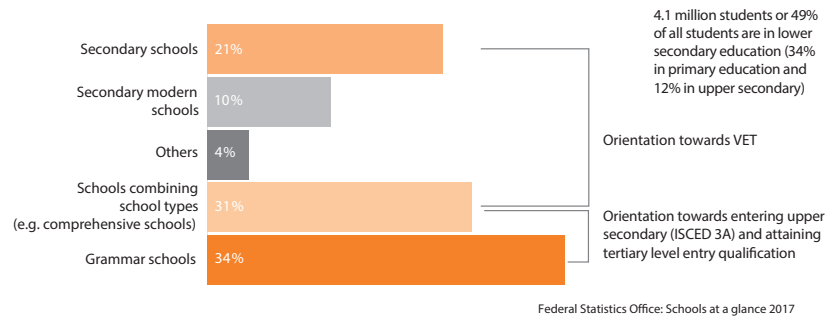
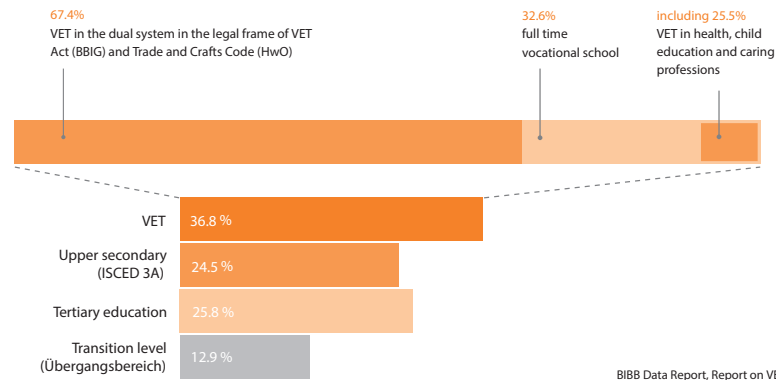


Paths from Education to Work

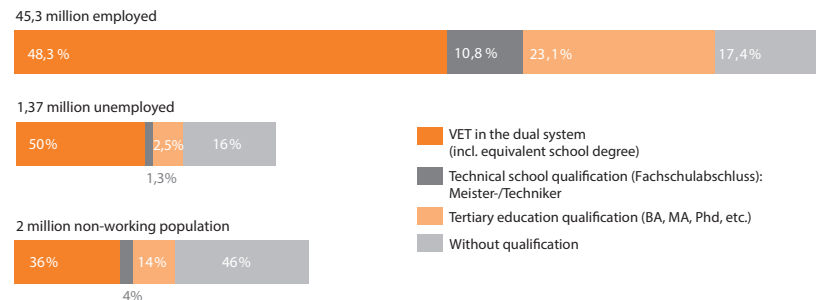
Secondary school students, 2016/2017,
 lower secondary education, school types ISCED 2A



Entrants to education and training 2020 (all age groups)



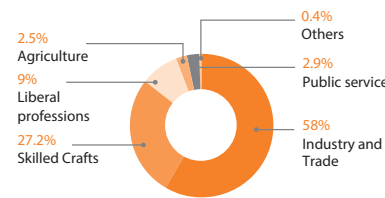
Total labour force by formal qualification in 2019, age 25-40



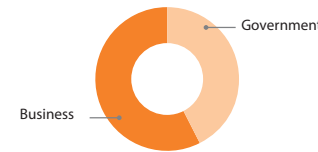
Training market Dual VET: Matching education with the world of work

Employers	Government	Trainees 2020
<ul style="list-style-type: none"> - 19.7% of companies train - 71% of trainees will be hired by their training company as employees after training (2017) - Invest approx. 20,855 € per trainee/year - 61% of which are staff-related costs - 578,200 traineeships offered in 2020 - 69% of gross costs are recovered during training period by productive contribution of trainees - 8.4 billion overall net costs for companies 2017/18 (overall gross costs: 27.2 billion €) 	<ul style="list-style-type: none"> - 4.15 billion € overall public expenditure for Dual VET - of which, 3.2 billion € for 1,500 VET schools (school-based part of Dual VET) - of which, 0.713 billion € for steering, monitoring and support measures 	<ul style="list-style-type: none"> - 1.33 million trainees in 324 occupations - 19.9 years: average age of trainee - 54.5% of population enter Dual VET - 4.9% of all employees are trainees - 939 € average training allowance/month - 71.3% of trainees are satisfied with their VET - 92.7% of age cohort graduate from Dual VET - 29.2% first-year trainees have a tertiary entrance qualification - 598,800 trainees seeking traineeships - 5.6% youth unemployment rate 2019 (2017: 7.2%)
	<ul style="list-style-type: none"> - 94.7% of all VET graduates are employed - 82.6% of unskilled are employed 	

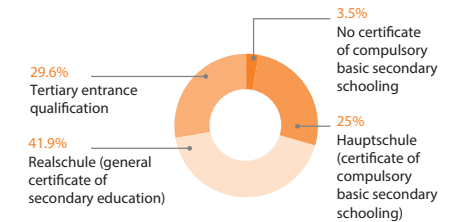
525,100 new training contracts 2019 in the following sectors



Shared financing of Dual VET



General education qualification of trainees starting Dual VET



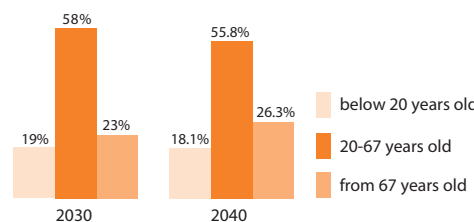
BIBB Data Report, Report on VET 2019, www.bibb.de, 2015

Challenges for Dual VET

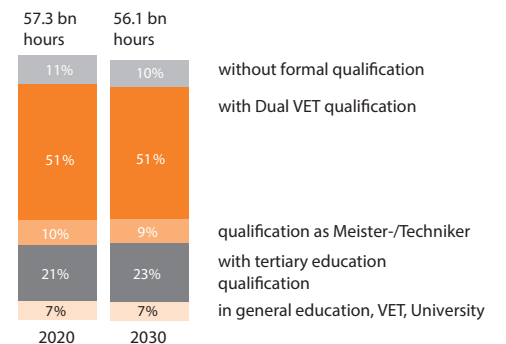
- 1.33 Mio. Trainees 2019/2020 (entry into labor market after 2-3.5 years) Rate: decreasing
- 2.89 Mio. University education 2019/2020 (entry into labour market after 3.5-6 years) Rate: increasing
- 5.9% NEETs 2018 (15-25 year olds not in education, employment or training)
- 53,100 vacant traineeships in 2020 (9.4%)
- 151,664 training contracts terminated prematurely
- 73,700 applicants without traineeship 2019
- 63.4% male trainees
- 36.6% female trainees
- Total labour force population shrinking

➔ Risk of lacking skilled workers at the intermediate qualification level in the future

Demographic Change



Required work volume by qualification level in the future



Federal Statistics Office 2016, population of Germany until 2060; BIBB Report 23/14, BIBB Data Report Report on VET 2019